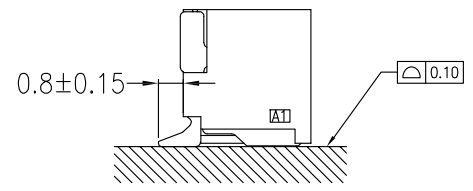
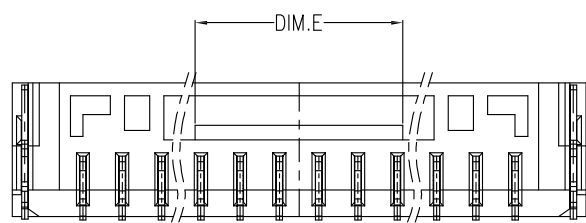
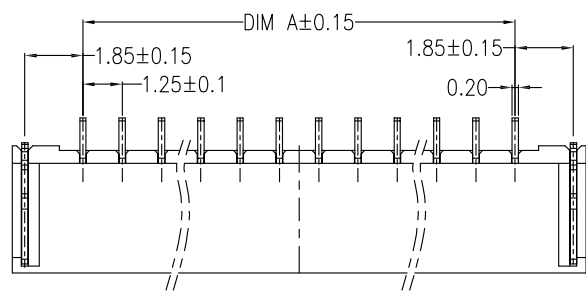
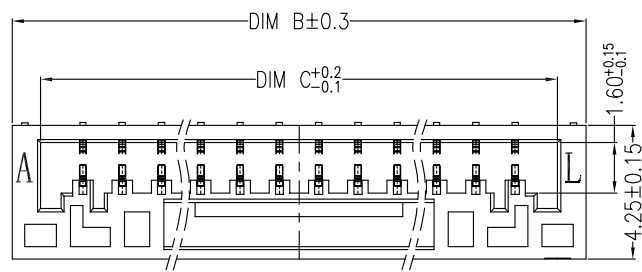
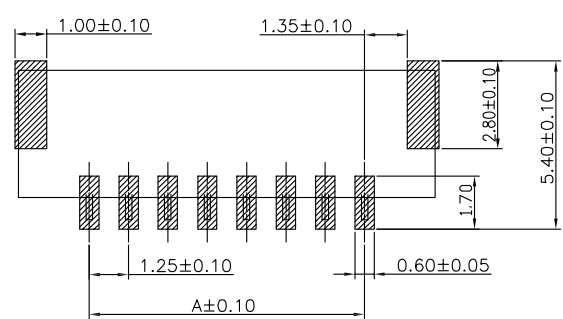


REV	ECN NO	DESCRIPTION	DATE	NAME
A		NEW		



线数 (Poles): 02 to 15
 接触电阻 (Contact resistance): $\leq 20\text{m}\Omega$
 绝缘电阻 (Insulation resistance): $\geq 100\text{M}\Omega$
 额定电压 (Rated voltage): 50V AC DC
 额定电流 (Rated current): 1.0A AC DC
 耐电压 (Withstand Voltage): 500V AC/minute
 温度范围 (Temperature Range): $-40^{\circ}\text{C} \sim +110^{\circ}\text{C}$

孔位	尺寸	DIM A	DIM B	DIM C	DIM E
2P		1.25	5.75	3.75	0.75
3P		2.50	7.00	5.00	1.60
4P		3.75	8.25	6.25	2.65
5P		5.00	9.50	7.50	2.50
6P		6.25	10.75	8.75	4.65
7P		7.50	12.00	10.00	4.65
8P		8.75	13.25	11.25	4.65
9P		10.00	14.50	12.50	4.65
10P		11.25	15.75	13.75	6.60
11P		12.50	17.00	15.00	6.60
12P		13.75	18.25	16.25	6.60
13P		15.00	19.50	17.50	6.60
14P		16.25	20.75	18.75	6.60
15P		17.50	22.00	20.00	6.60



SUGGESTED PCB LAYOUT
(COMPONENT SIDE)

Ordering Information

L102XX - X X X X XX X

- P数
- 1、单排
- 2、双排
- 0、180°
- 1、90°
- 2、立贴
- 3、卧贴
- 9、反位立贴
- 2、NY6T
- 3、NY6T
- 4、LCP
- 5、NY66
- 6、
- 7、NY46
- 8、NA9T
- 流水号
- 0、无
- 1、打“K”点
- 2、
- 3、带柱
- 4
- 5、直背
- 6、弯背
- A袋装
- B管装
- C盘装
- D卷装

TOLERANCE UNLESS OTHERWISE SPECIFIED	
LINER	ANGLES
.0	± 0.30 0.° $\pm 3^{\circ}$
.00	± 0.20 .0° $\pm 2^{\circ}$
.000	± 0.10 .00° $\pm 1^{\circ}$


东莞连大精密制品有限公司
 DongGuan LianDa Precision Products Co., LTD

TITLE	WAFER-JK PH1.25 1XNP 贴贴	DRAWN BY	HRJ	9/3-19
PART NO	L102XX-1340XXX	CHECKED BY		
DRAWING NO		APPROVED BY		
SCALE	1:1	UNIT	mm	PAGE 1/1
				SIZE A4